

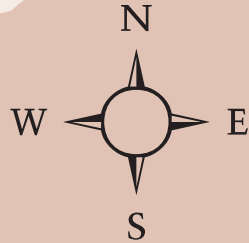


# PHASE ONE LOT MAP

AREA OF DETAIL



Tidal Estuary



### Phase 1

Block	Lot	Availability	Size
4	1	Sold	
4	2	Sold	
4	3	Sold	
4	4	Sold	
4	5		8100 sq. ft.
4	6	Sold	
4	7	Sold	
4	8		7400 sq. ft.
5	1	Sold	
5	2		
5	3		
5	4		8100 sq. ft.
5	5		8100 sq. ft.
5	6		8600 sq. ft.
5	7	Sold	
6	1		7400 sq. ft.
6	2	Sold	
6	3	Sold	
6	4	Sold	
6	5		8100 sq. ft.
6	6	Sold	
6	7	Sold	
6	8	Sold	
7	1		7400 sq. ft.
7	2		
7	3		8600 sq. ft.
7	4		8100 sq. ft.
7	5		8100 sq. ft.
7	6		8600 sq. ft.
7	7		7700 sq. ft.
7	8	Sold	
8	1	Sold	
8	2		7700 sq. ft.
8	3		8600 sq. ft.
8	4		8100 sq. ft.
8	5		8100 sq. ft.
8	6	Sold	
8	7	Sold	
8	8	Sold	

### Phase 1

Block	Lot	Availability	Size
11	1	Sold	
11	2	Sold	
11	3	Sold	
11	4	Sold	
11	5	Sold	
11	7	Sold	
11	8	Sold	
11	9	Sold	
11	10	Sold	
11	11	Sold	
11	12	Sold	
12	1	Sold	
12	2		8700 sq. ft.
12	3	Sold	
12	4	Sold	
12	5	Sold	
12	6	Sold	
12	7	Sold	
12	8	Sold	
12	9	Sold	
12	10	Sold	
12	11		8700 sq. ft.
12	12	Sold	
13	1		8700 sq. ft.
13	2		8700 sq. ft.
13	3		8700 sq. ft.
13	4	Sold	
13	5	Sold	
13	6		
13	7	Sold	
13	8	Sold	
13	9		8700 sq. ft.
13	10		8700 sq. ft.
13	11		8700 sq. ft.
13	12		8700 sq. ft.
14	1	Sold	
14	2		8700 sq. ft.
14	3		8700 sq. ft.
14	4		8700 sq. ft.

### Phase 1

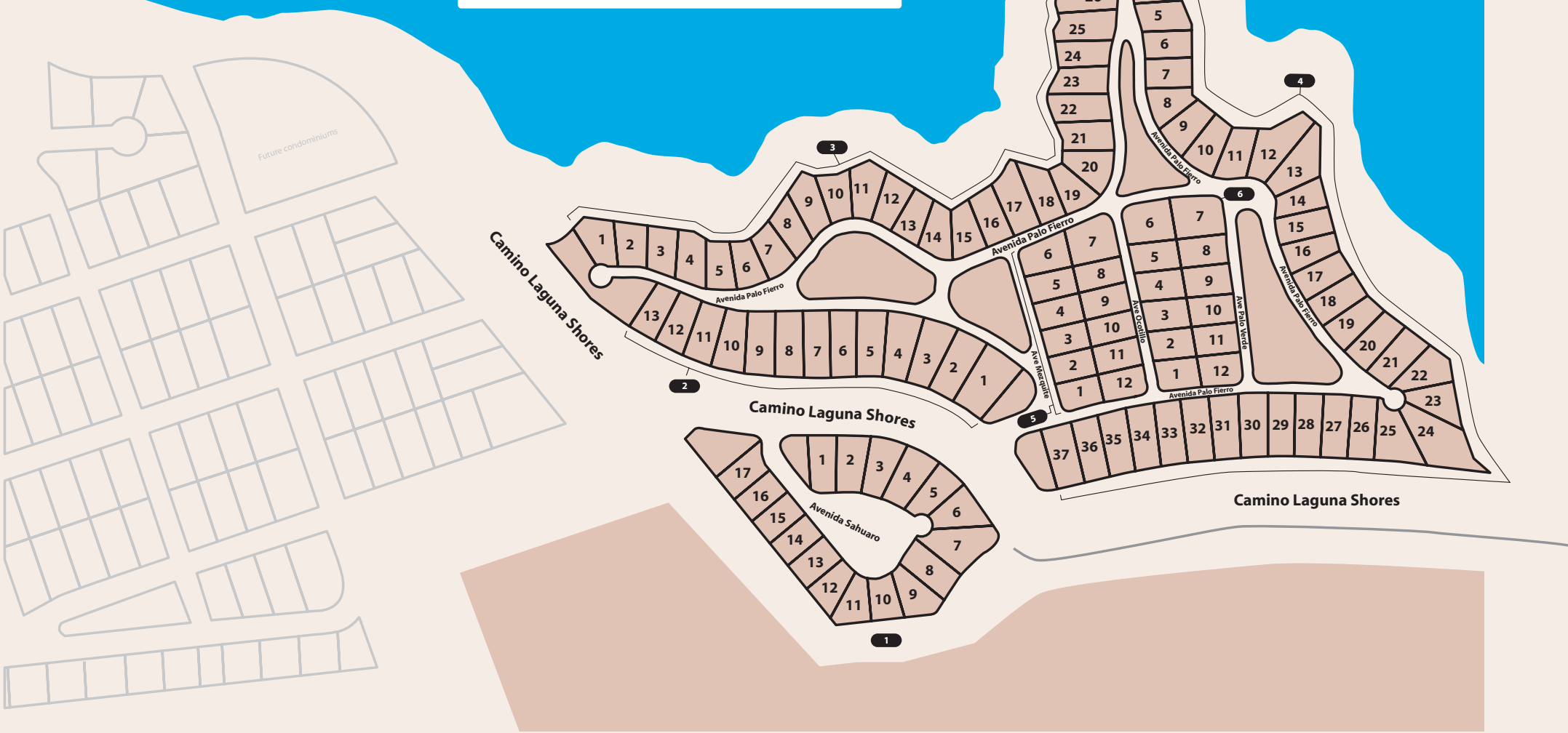

Block	Lot	Availability	Size
14	5	Sold	
14	6	Sold	
14	7	Sold	
14	8		10,450 sq. ft.
14	9		9500 sq. ft.
14	10		8500 sq. ft.
14	11		7600 sq. ft.
14	12	Sold	
15		Sold	
16		Sold	
17		Sold	
18		Sold	
19		Sold	
21		Sold	
22	1	Sold	
22	2	Sold	
22	3	Sold	
22	4	Sold	
22	5	Sold	
22	6	Sold	
22	7	Sold	
22	8	Sold	
22	9		7700 sq. ft.

Tidal Estuary



PHASE TWO LOT MAP

AREA OF DETAIL



### Phase 2

Block	Lot	Availability	Size
1	1		7087 sq. ft.
1	2		7610 sq. ft.
1	3		7622 sq. ft.
1	4		7532 sq. ft.
1	5		7194 sq. ft.
1	6		7942 sq. ft.
1	7		9778 sq. ft.
1	8		7584 sq. ft.
1	9		7202 sq. ft.
1	10		5446 sq. ft.
1	11		6204 sq. ft.
1	12		6275 sq. ft.
1	13		
1	14		5923 sq. ft.
1	15		5923 sq. ft.
1	16		5923 sq. ft.
1	17		6309 sq. ft.
2	1	Sold	
2	2		
2	3	Sold	
2	4	Sold	
2	5		8433 sq. ft.
2	6		8168 sq. ft.
2	7		8162 sq. ft.
2	8		7941 sq. ft.
2	9		7556 sq. ft.
2	10		7314 sq. ft.
2	11		7045 sq. ft.
2	12		6800 sq. ft.
2	13		6006 sq. ft.
3	1	Sold	
3	2	Sold	
3	3	Sold	
3	4	Sold	
3	5	Sold	
3	6	Sold	
3	7	Sold	
3	8	Sold	
3	9	Sold	

### Phase 2

Block	Lot	Availability	Size
3	10	Sold	
3	11	Sold	
3	12	Sold	
3	13		5830 sq. ft.
3	14		6035 sq. ft.
3	15		6500 sq. ft.
4	1	Sold	
4	2		4532 sq. ft.
4	3		5157 sq. ft.
4	4		5685 sq. ft.
4	5		6137 sq. ft.
4	6		6029 sq. ft.
4	7		5834 sq. ft.
4	8	Sold	
4	9	Sold	
4	10	Sold	
4	11	Sold	
4	12	Sold	
4	13	Sold	
4	14		5907 sq. ft.
4	15		6219 sq. ft.
4	16		6115 sq. ft.
4	17		6860 sq. ft.
4	18		6919 sq. ft.
4	19		6820 sq. ft.
4	20		7341 sq. ft.
4	21		7552 sq. ft.
4	22		6778 sq. ft.
4	23		6937 sq. ft.
4	24	Sold	
4	25	Sold	
4	26		7581 sq. ft.
4	27		7669 sq. ft.
4	28		7601 sq. ft.
4	29		7504 sq. ft.
4	30		7609 sq. ft.
4	31	Sold	
4	32		7689 sq. ft.
4	33		7669 sq. ft.

### Phase 2

Block	Lot	Availability	Size
4	34		7733 sq. ft.
4	35		7584 sq. ft.
4	36		7597 sq. ft.
4	37		7627 sq. ft.
5	1	Sold	
5	2		5621 sq. ft.
5	3		5763 sq. ft.
5	4		5862 sq. ft.
5	5		6005 sq. ft.
5	6		7268 sq. ft.
5	7	Sold	
5	8		5988 sq. ft.
5	9		5846 sq. ft.
5	10		5747 sq. ft.
5	11		5606 sq. ft.
6	1		5816 sq. ft.
6	2		5789 sq. ft.
6	3		5988 sq. ft.
6	4		6282 sq. ft.
6	5		6499 sq. ft.
6	6	Sold	
6	7	Sold	
6	8		6467 sq. ft.
6	9		6272 sq. ft.
6	10		5962 sq. ft.
6	11		5780 sq. ft.
6	12		5792 sq. ft.
7	1		6888 sq. ft.
7	2		6790 sq. ft.
7	3		7645 sq. ft.
7	4		7902 sq. ft.
7	5		7500 sq. ft.
7	6		7111 sq. ft.
7	7		7395 sq. ft.
7	8		7707 sq. ft.
7	9		8489 sq. ft.
7	10		7965 sq. ft.
7	11		10,504 sq. ft.